

# Sector Rotation Fund

## Fund Overview

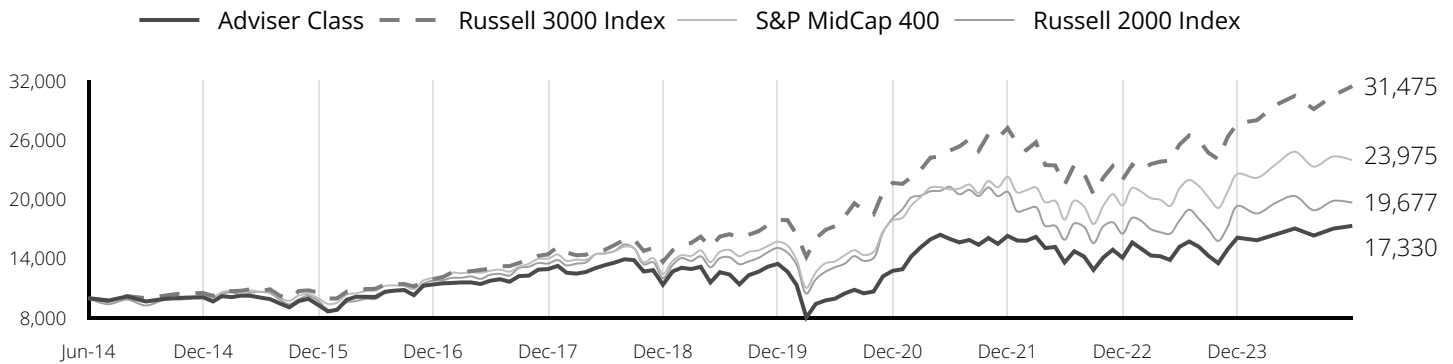
This semi-annual shareholder report contains important information about the Sector Rotation Fund for the period of December 31, 2023, to 6/30/2024, as well as certain changes to the Fund. You can find additional information about the Fund at [meederinvestment.com/mutual-funds](http://meederinvestment.com/mutual-funds). You can also request this information by contacting us at 866.633.3371.

## What were the Fund's costs for the period?

(based on a hypothetical \$10,000 investment)

Class Name	Cost of \$10K Investment	Cost Paid as % of \$10K Investment
Adviser Class	\$72.71	1.41%

**Total Return Based on a \$10,000 Investment**



The Growth of \$10,000 chart compares the performance of the Fund over the period shown with dividends and capital gains reinvested to the Fund's benchmark. Benchmark indices are unmanaged and do not reflect the deduction of expenses associated with a mutual fund, such as investment management and accounting fees.

Investment performance assumes reinvestment of all dividend and capital gain distributions. The results do not reflect the effect of taxes a shareholder would pay on Fund distributions or on the redemption of Fund shares. Historical performance attributed to the Institutional and Adviser Share Classes prior to their inception dates is based on the performance of the Retail Share Class. No adjustment has been made to reflect class-specific distribution or servicing fees. Returns may reflect the effect of voluntary fee waivers or expense reimbursements over the period shown. Without these waivers, performance would have been lower.

**The performance data shown represents past performance, which does not guarantee future results. The investment return and principal value of an investment will fluctuate so that an investor's shares, when redeemed, may be worth more or less than their original cost. Current performance may be lower or higher than the performance data quoted. For current month-end performance data, please visit our website at [www.meederfunds.com](http://www.meederfunds.com).**

### Fund Statistics

Total Net Assets	\$36,570,948
# of Portfolio Holdings	583
Portfolio Turnover Rate	164%
Advisory Fees and Waivers	132,883

### Average Annual Total Returns

	1 Year	5 Year	10 Year
<b>Adviser Class</b>	13.96%	6.52%	5.65%
<b>Russell 3000 Index</b>	23.13%	14.14%	12.15%
<b>S&amp;P MidCap 400</b>	13.57%	10.27%	9.14%

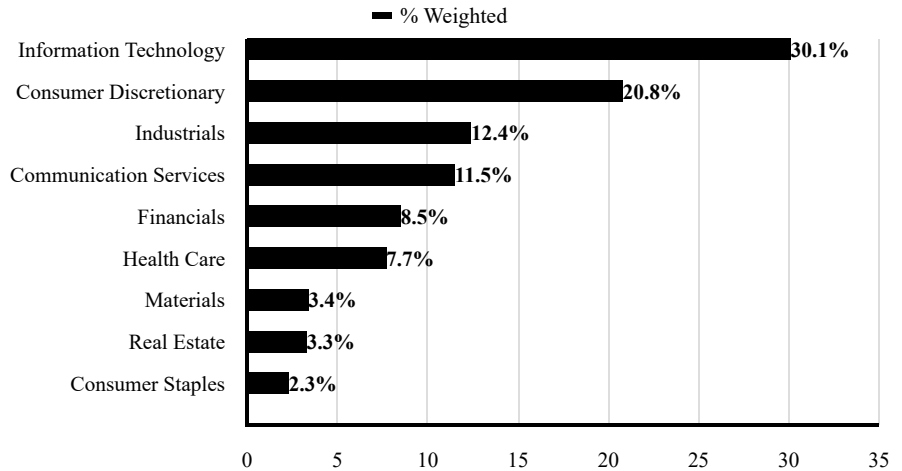
## What did the Fund invest in?

### Top 10 Holdings

Amazon.com Inc	3.9%
Microsoft Corp	3.6%
Apple Inc	3.3%
NVIDIA Corp	3.2%
Alphabet Inc	2.9%
Meta Platforms Inc	1.6%
Fidelity Total Bond Fund - Class Z	1.4%
Baird Core Plus Bond Fund - Class I	1.4%
Tesla Inc	1.2%
Home Depot Inc/The	0.8%

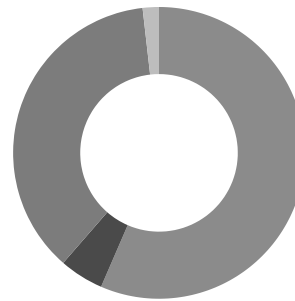
As a percentage of total net assets. Holdings exclude short-term investments and derivatives.

### Sector Weighting



As a percentage of total common stocks. Concentrations are subject to change.

### Asset Weighting



- Common Stocks (United States)
- Registered Investment Companies
- Money Market Registered Investment Companies
- Assets/Other Liabilities (Net)

As a percentage of total net assets. The Fund has invested in stock index futures contracts in order to equitize cash balances it holds in a proprietary money market fund.

## Availability of Additional Information

For additional information about the Fund, including its prospectus, financial information, holdings, proxy voting information and other important materials, scan the QR code or visit [www.meederinvestment.com/meeder-funds-resources](http://www.meederinvestment.com/meeder-funds-resources).

## Householding

To reduce fund expenses, only one copy of most shareholder documents are delivered to shareholders with multiple accounts at the same address. If you wish to receive copies of this document for each account, please contact the Meeder Funds at 866.633.3371 or contact your financial intermediary.

Adviser Class QNTAX

## Sector Rotation Fund



MEEDER

Semi-Annual Shareholder Report  
June 30, 2024