

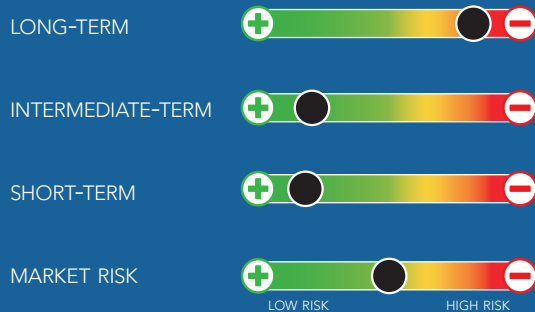
InvestmentView

Over The Last Week
As of August 30, 2019

Quick Take

- +** During the past week, correlations among U.S. equities reached an extreme high in our short-term model. We view this market behavior from a contrarian perspective, as this has historically been a sign of short-term pessimism.
- +** In the intermediate-term model, institutional demand for short positions declined. This bullish change is viewed as a positive catalyst for equities.
- =** While long-term trends remain positive, some of our short-term trend factors continue to show signs of weakness.

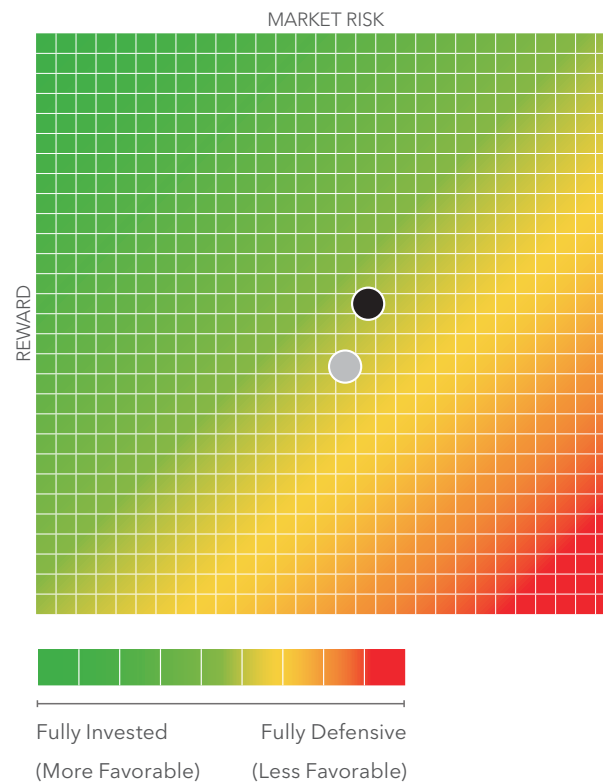
Overall Model Output




A Closer Look at Our Tactical Positioning Targets

Each day, Meeder analyzes and ranks over 70 different factors from our short, intermediate, and long-term models. The dynamic statistical model incorporates factors covering macroeconomic, fundamental, trends and technical analysis to estimate the potential reward and marketplace risk of the equity markets. The Meeder Spectrum, Muirfield, Balanced, Moderate Allocation, and Conservative Allocation funds utilize this strategy for the Defensive Equity portion of their portfolios. The Defensive Equity Strategy guides the allocation of each fund's equity sleeve and the actual proportion of equity investments in any fund will vary depending on the investment objectives of the fund.

Defensive Equity Snapshot



Defensive Equity Allocation



Understanding the Defensive Equity Snapshot

The vertical axis of the grid combines the scores of our long-, intermediate-, and short-term models to arrive at the reward value for the stock market. The horizontal axis represents the model's internal measure of stock market risk. The reward value is divided by marketplace risk to arrive at our recommended percentage of Net Equity Exposure.

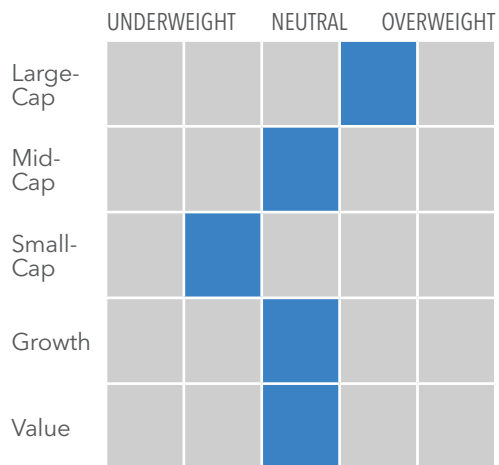
Meeder Equity Strategy

Equity Allocation

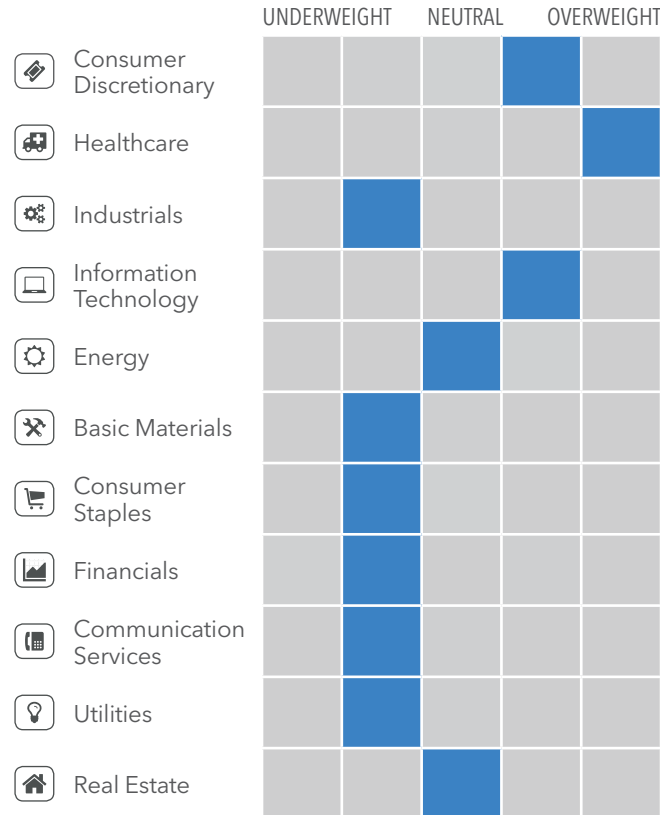


- U.S. Equities 90%
- Developed International Equities 8%
- Emerging Markets Equities 2%

Style Exposure



Sector Preferences



Investors are advised to consider carefully the investment objectives, risks, charges and expenses of the funds before investing. The prospectus contains this and other information about the funds. To request a prospectus, call 1.800.325.3539 or visit meederfunds.com.

This material is provided for informational and educational purposes only and does not constitute a recommendation or investment advice regarding the suitability of any portfolio for your particular circumstances. Portfolio allocation, opinions and forecasts regarding markets, securities, products, portfolios or holdings are given as of the date provided and are subject to change at any time.

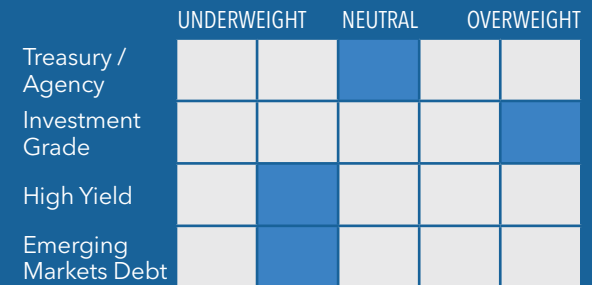
Asset allocation and diversification do not assure a profit or protect against loss. All investments carry a certain amount of risk and there is no guarantee that any strategy will achieve its investment objective. Risks of investment in Meeder Funds include foreign and emerging markets securities risks, derivative and short selling risks, credit and quantitative asset allocation risk.

Meeder Funds are distributed by Adviser Dealer Services, Inc. An affiliated investment adviser, Meeder Asset Management, services as the investment adviser to Meeder Funds.

Meeder Fixed Income Strategy

The Meeder Fixed Income Strategy allocates the fixed income component of our Meeder Dynamic Allocation, Global Allocation, Balanced, Moderate Allocation, Conservative Allocation, and Total Return Bond Fund between U.S. Government and agency securities, investment-grade bonds, high-yield corporate bonds and international debt. Employing a multi-factor model, the strategy covers both asset class and duration of fixed income securities held by the funds.

Fixed Income Exposure



Average Duration



Learn More

Call 1.866.633.3371 for more information

meederinvestment.com

[linkedin.com/company/meeder-investment-management](https://www.linkedin.com/company/meeder-investment-management)

contact@meederinvestment.com